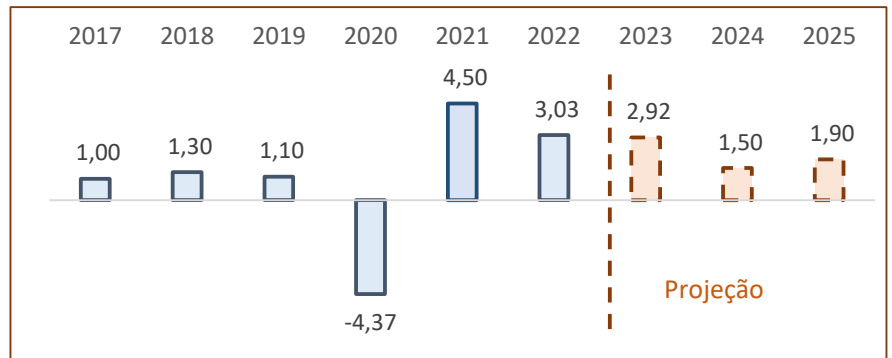


Informe elaborado pela GETEC - Ocepar, com base no Boletim Focus de 6 de outubro de 2023 - Bacen.

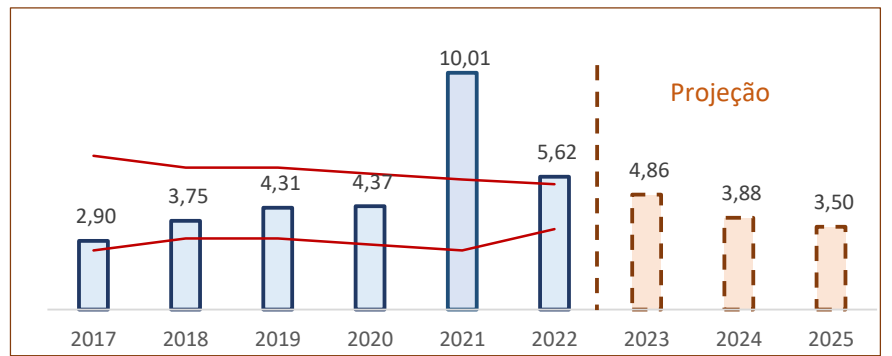
## PIB (%)

| Projeção Focus | Semana Atual | Semana passada | Var. (p.p) |
|----------------|--------------|----------------|------------|
| 2023           | 2,92         | 2,92           | → 0        |
| 2024           | 1,50         | 1,50           | → 0        |
| 2025           | 1,90         | 1,90           | → 0        |



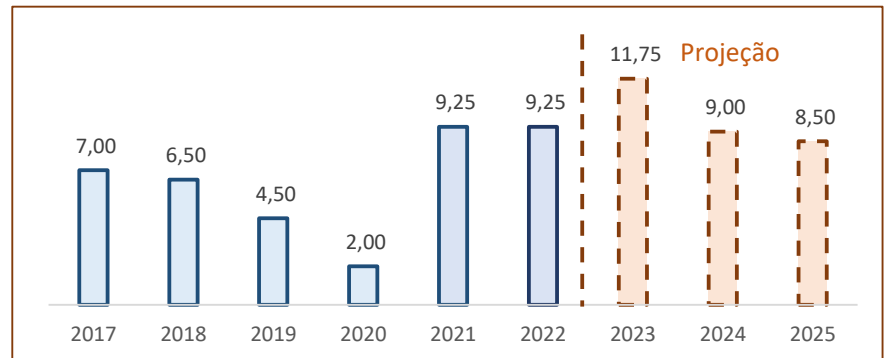
## IPCA (%)

| Projeção Focus | Semana Atual | Semana passada | Var. (p.p) |
|----------------|--------------|----------------|------------|
| 2023           | 4,86         | 4,86           | → -        |
| 2024           | 3,88         | 3,87           | ↑ 0,01     |
| 2025           | 3,50         | 3,50           | → -        |



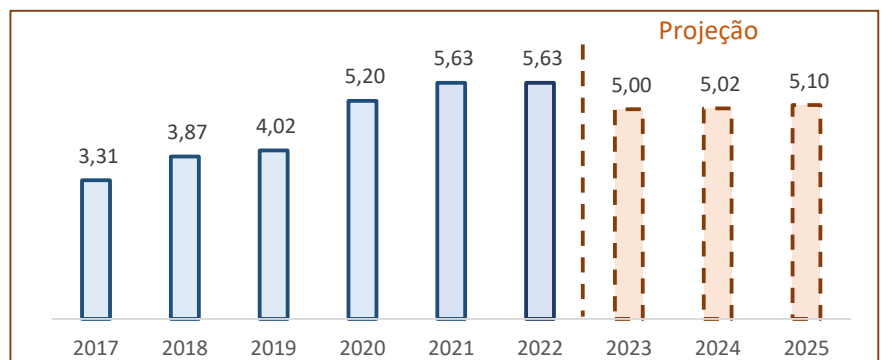
## SELIC (%)

| Projeção Focus | Semana Atual | Semana passada | Var. (p.p) |
|----------------|--------------|----------------|------------|
| 2023           | 11,75        | 11,75          | → 0        |
| 2024           | 9,00         | 9,00           | → 0        |
| 2025           | 8,50         | 8,50           | → 0        |



## CÂMBIO (R\$/US\$)

| Projeção Focus | Semana Atual | Semana passada | Var. (R\$) |
|----------------|--------------|----------------|------------|
| 2023           | 5,00         | 4,95           | ↑ 0,05     |
| 2024           | 5,02         | 5,02           | → 0        |
| 2025           | 5,10         | 5,10           | → 0        |



Link do relatório completo do Bacen:

<https://www.bcb.gov.br/content/focus/focusmarketreadout/R20231006.pdf>