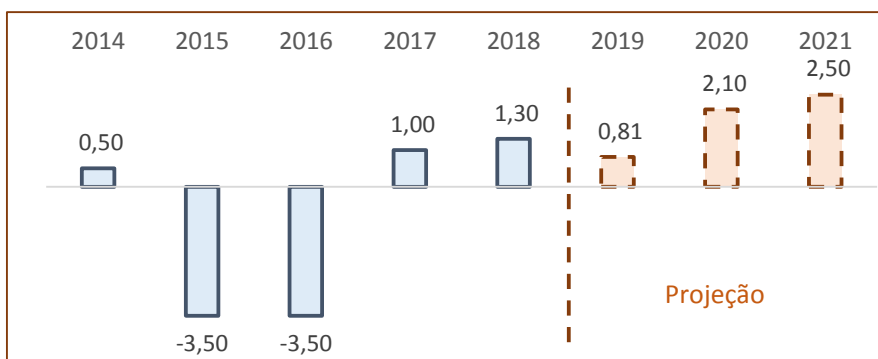


Informe elaborado pela GETEC - Ocepar, com base no Boletim Focus de 9 de agosto de 2019 - Bacen.

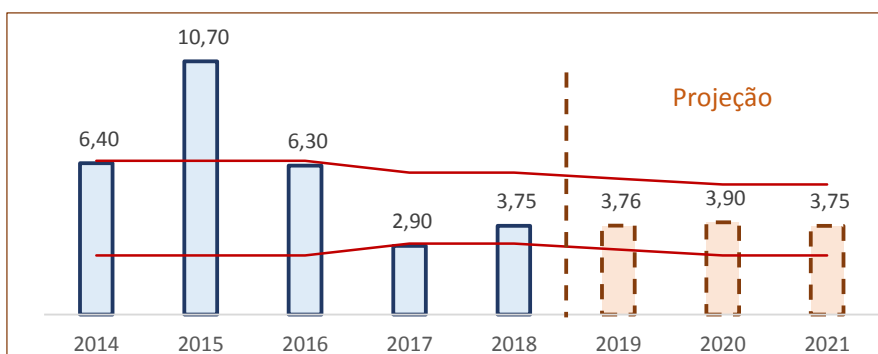
PIB (%)

| Projeção Focus | Semana Atual | Semana passada | Var. (p.p) |
|----------------|--------------|----------------|------------|
| 2019 | 0,81 | 0,82 | ↓ -0,01 |
| 2020 | 2,10 | 2,10 | → 0 |
| 2021 | 2,50 | 2,50 | → 0 |



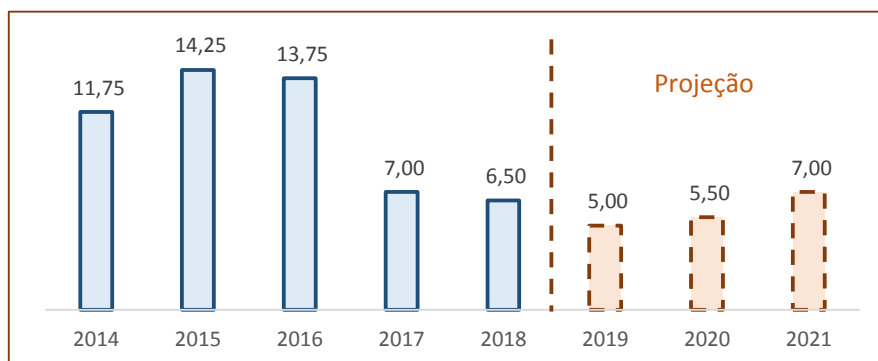
IPCA (%)

| Projeção Focus | Semana Atual | Semana passada | Var. (p.p) |
|----------------|--------------|----------------|------------|
| 2019 | 3,76 | 3,80 | ↓ -0,04 |
| 2020 | 3,90 | 3,90 | → 0 |
| 2021 | 3,75 | 3,75 | → 0 |



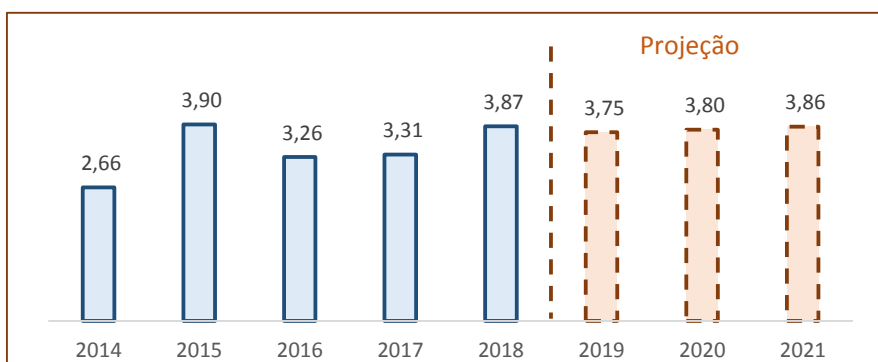
SELIC (%)

| Projeção Focus | Semana Atual | Semana passada | Var. (p.p) |
|----------------|--------------|----------------|------------|
| 2019 | 5,00 | 5,25 | ↓ -0,25 |
| 2020 | 5,50 | 5,50 | → 0 |
| 2021 | 7,00 | 7,00 | → 0 |



CÂMBIO (R\$/US\$)

| Projeção Focus | Semana Atual | Semana passada | Var. (R\$) |
|----------------|--------------|----------------|------------|
| 2019 | 3,75 | 3,75 | → 0 |
| 2020 | 3,80 | 3,80 | → 0 |
| 2021 | 3,86 | 3,85 | ↑ 0,01 |



Link do relatório completo do Bacen:

<https://www.bcb.gov.br/content/focus/focus/R20190809.pdf>